



Republic of the Philippines
Department of Education
REGION IV-A
SCHOOLS DIVISION OF QUEZON PROVINCE

November 24, 2020

DIVISION MEMORANDUM
DM No. 377, s. 2020

**GUIDELINES FOR DUAL / MULTIPLE MONITOR SETUP FOR
BLENDED LEARNING / ONLINE CLASSES**

To: OICs, Office of the Assistant Schools Division Superintendent, Public Elementary and Secondary School Heads, District / School ICT Coordinators and All Others Concerned

1. Attached herewith is the OUA Memo 00-1120-0212 dated November 17, 2020 regarding the **Guidelines for Dual/Multiple Monitor Setup for Blended Learning / Online Classes.**
2. For your information, guidance and widest dissemination.

ELIAS A. ALICAYA, JR, Ed.D
Assistant Schools Division Superintendent
Officer-In-Charge
Office of the Schools Division Superintendent



DEPED - QUEZON
ICT UNIT
U P L O A D E D

Date/Time: NOV 25, 2020

By: CRISTELL 3:40 PM

Ref. No.: DM 377, S. 2020

ictwbp/11/24/2020

DEPEDQUEZON-TM-SDS-04-009-003



"Creating Possibilities, Inspiring Innovations"

Address: Sitio Fori, Brgy. Talipan, Pagbilao, Quezon
Trunkline #: (042) 784-0366, (042) 784-0164, (042) 784-0391, (042) 784-0321
Email Address: quezon@deped.gov.ph
Website: www.depedquezon.com.ph





OJAD00-1120-0212
To authenticate this document,
please scan the QR Code



Republika ng Pilipinas
Kagawaran ng Edukasyon
Tanggapan ng Pangalawang Kalihim

OJA MEMO 00-1120-0212
MEMORANDUM
17 November 2020

For: **Regional Directors**
Schools Division Superintendents
Public Elementary and Secondary School Heads
ICT Regional, Division and School Coordinators
All Others Concerned

Subject: **GUIDELINES FOR DUAL/MULTIPLE MONITOR SETUP**
FOR BLENDED LEARNING/ONLINE CLASSES



In line with the Blended Learning, particularly Online Modality, and the deployment of DepEd Computerization Program (DCP) units, the Office of the Undersecretary for Administration (OJA), through the Information and Communications Technology Service (ICTS), issues these guidelines for the implementation of **dual or multiple monitor set-ups for online classes using DCP units.**



This dual or multiple monitor set-ups will help teachers and employees with **effective multi-tasking, especially with tasks that benefit from multiple screens like online teaching.**

The dual or multiple monitor setup will enable teachers to easily conduct online classes where one screen is utilized solely for the gallery of learners participating online, while the other screen is used for notes and lessons. Another screen may still be used for other areas that the teacher will be needing. All the screens are navigated or controlled via the laptop or desktop.



Office of the Undersecretary for Administration (OJA)

[Administrative Service (AS), Information and Communications Technology Service (ICTS), Disaster Risk Reduction and Management Service (DRRMS), Bureau of Learner Support Services (BLSS), Baguio Teachers Camp (BTC), Central Security & Safety Office (CSSO)]

Department of Education, Central Office, Meralco Avenue, Pasig City
Rm 519, Mabini Bldg; Mobile: +639260320762; Tel: (+632) 86337203, (+632) 86376207
Email: usec.admin@deped.gov.ph; Facebook/Twitter @depedtayo



Scan this QR Code to view
Videos and Magazines
of Major Programs




All Information and Communications Technology (ICT) Coordinators are hereby instructed to facilitate the dual or multiple monitor setup by using the display monitors of the DCP packages.

The necessary equipment are as follows:

- a. DCP Computer Monitors
- b. Display Cable (depending on Monitor and the Laptop's Display port)
 - i. HDMI Cable / Mini HDMI / Micro HDMI
 - ii. VGA Cable / Mini VGA
 - iii. Display Cable / Mini Display Cable
 - iv. DVI-D / DVI-I / Mini DVI/ Micro DVI
- c. DCP Laptop or Desktop
- d. Display Adapter (optional)

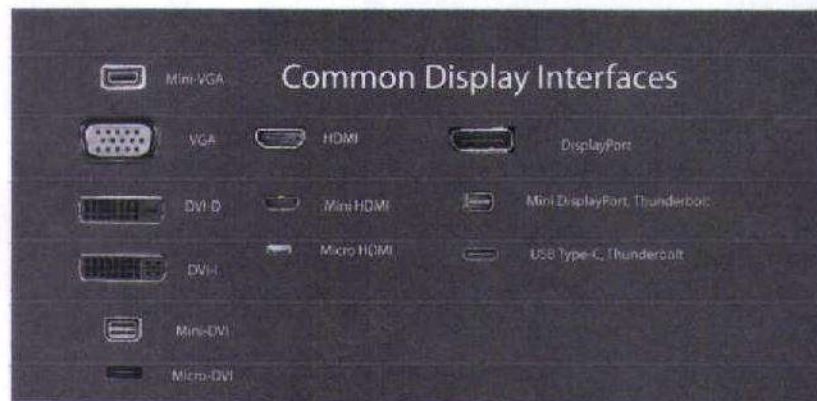
The following guidelines are hereby provided to implement the dual monitor setup;

1. Inspect the monitor's display ports located either on the sides or the rear part of the monitor.



Source: <https://www.monitormerds.com/displayport-vs-hdmi-vs-usb-c-vs-dvi-vs-vga-which-is-better-for-gaming/>

2. After determining which display port is present, insert the appropriate display cable to its corresponding display port.



Source: <https://www.xenarc.com/different-types-of-monitor-ports.html>

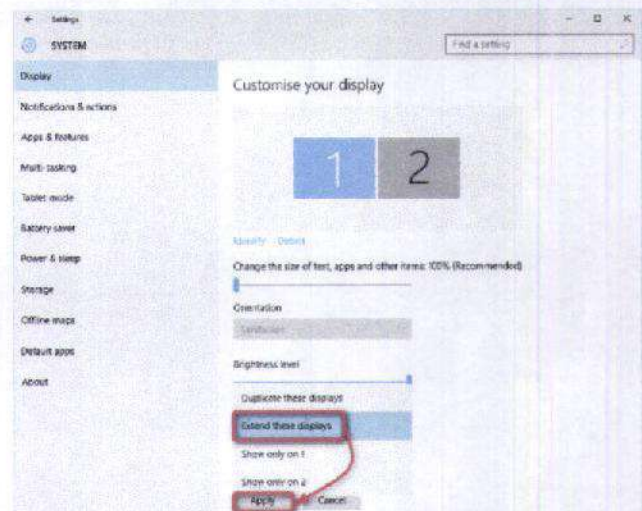
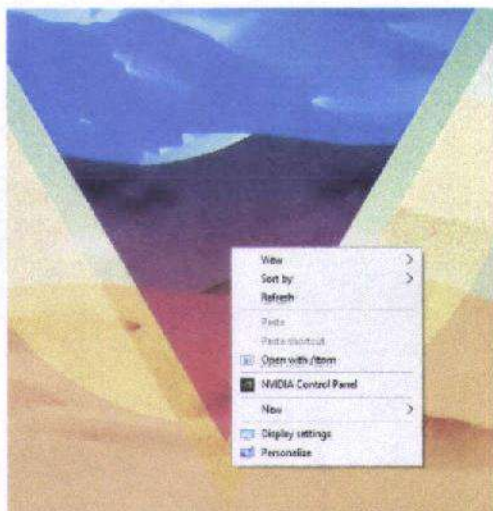


3. Locate the corresponding display port on the DCP unit that matches the port picked on the monitor's display panel and plug in the cable to its corresponding port.



Source: <https://www.pcworld.com/article/2035700/how-displayport-multi-streaming-delivers-new-levels-of-multi-monitor-madness.html>

4. If the display cable does not have a matching port, use an adapter with each end being the corresponding port of the cable and the corresponding plug for the DCP unit's port.
5. Turn on the monitor and scan for the input coming from the computer by browsing through the input options of the monitor. If done correctly, the monitor will display a duplicate of the desktop of the DCP unit.
6. To make use of its Dual Monitor functionality, right click on the desktop and go to display settings under "Multiple Displays" and select the "Extend Display" Option and apply the settings by selecting apply during the prompt.



For relevant queries or concerns, please contact **Mr. ARTHUR M. AQUINO**, Information Technology Officer I, via email: arthur.aquino@deped.gov.ph or send a message via Workplace Chat.

For immediate dissemination and implementation.


ALAIN DEL B. PASCUA
Undersecretary



QUAD00-1120-0 212
To authenticate this document,
please scan the QR Code